



*JUNE 2024*



**THE 37TH ANNUAL  
CHEVELLE MIDWEST  
REGIONALS  
IN WICHITA, KS**



**CONTENTS**

**General Information..... 2**  
**Board Information..... 2**  
**Monthly Meeting Agenda..... 3**  
**Dues ..... 3**  
**Meeting Minutes..... 3**  
**MACC Committees..... 4**  
**Events attended by MACC last month ..... 6**  
**Calendar of Upcoming Events 2024 ..... 19**  
**President’s Column..... 21**  
**Vice-President’s Column..... 22**  
**New Members..... 23**  
**Member’s Corner..... 23**  
**Sponsors ..... 24**  
**Mid-America Chevelle Club Apparel for Sale ..... 25**  
**Mid-America Chevelle Club Parts for Sale ..... 25**

**General Information**

The club is a not-for-profit Kansas corporation, dedicated to the preservation and enjoyment of all Chevelles and El Caminos. Ownership of a Chevelle or associated vehicle is not required. Club newsletters which include minutes of meetings, upcoming events, and technical articles are sent directly to members and can also be found on the club’s website at <http://midamericachevelles.com>. Business meetings are convened on the last Thursday of each month, with the possible exceptions of November and December, for the purpose of discussing and planning future club events. The meetings begin at 7:00 p.m., at Minsky’s Pizza at 7198 Renner Road in Shawnee, Ks. unless otherwise noted in the newsletter or on the club’s website. Members may advertise vehicles/parts for sale, trade, or wanted in the newsletter for no charge. Contact the editor (Kirby Demott) at 913/269-4351 or [khdemott@gmail.com](mailto:khdemott@gmail.com).

**Board Information**

- Chair:** Roger Verstraete
- Co-Chair:** Brian Findley
- Secretary:** Randy Cummins
- Treasurer:** Eugene Hallouer
- At Large:** John Gragg
- At Large:** Open

**Newsletter Editor:** Kirby Demott



## **Monthly Meeting Agenda**

Call to Order  
Introductions  
Reports/Discussion  
Upcoming Events  
Report of Treasurer  
Additional Items  
Adjournment

## **Dues**

**Annual club dues (\$35) are to be submitted by April 30<sup>th</sup>.** If you have not renewed your membership by this date, there is a three-month grace period. You can mail your dues to:

Mid America Chevelle Club  
c/o Eugene Hallouer  
12318 W. 61<sup>st</sup> Street  
Shawnee, KS 66216

You can also renew your dues by Credit / Debit card on the club website at [http://www.midamericachevelles.com/members/join\\_form.html](http://www.midamericachevelles.com/members/join_form.html). When you renew online you can also use the form to make any updates or changes to your Membership info. (if you don't know your membership number that's OK). Please note that a \$2.00 convenience fee will apply when using this option.

Lastly, you can of course still join or renew by Cash or Check by simply getting with Eugene at the monthly meeting.

If anyone has any question about when their dues expire or have any trouble paying online contact Eugene at [locoman@everestkc.net](mailto:locoman@everestkc.net)

## **Meeting Minutes**

MID-AMERICA CHEVELLE CLUB  
Location: MINSKY'S PIZZA 7198 RENNER RD, SHAWNEE KS 66217  
May 30, 2024  
MINUTES

The meeting was called to order by Vice President Findley and all were welcomed. Guest present was Mike Ashley with a white El Camino. Other members introduced themselves. There were 25 people present.

The Minutes, as published in the newsletter, were accepted.



Brian Findley overviewed the club's upcoming car show on Sept. 28. So far, everything is going as planned. After the show, the site will be reviewed as a possibility, should we host the Regional show next year.

Steve Calder overviewed recent and upcoming events. The first Friday cruise-in will be hosted by the Findley's at their home in Spring Hill, KS. Please RSVP Brian if you are planning to attend.

Our club dominated the Louisburg show, bringing home 5 awards. It was a chilly, wet show. It was noted that there may not be many, if any, more shows in Louisburg as those folks are getting older and not having much luck recruiting younger folks to take it over.

Eugene Hallouer overviewed the revenues and expenses with the Treasurer's report. He also noted that there are 82 current members. 32 memberships expired April 30, but an email reminder will be sent and it is expected that some will be reminded and renew their memberships. Also, there have only been 2 registrations so far for our club's September show. It would help with planning if members would start registering.

Mike Franchatt won the \$25.00 drawing.

There being no further business, the meeting was adjourned.

Submitted by:  
Randy Cummins, Secretary

### **MACC Committees**

MACC has several committees in place to help with planning all the activities that take place during the year. The committees and their members are listed below. Committees are always seeking help from the MACC membership. If you see a committee you would like to support, feel free to reach out to any of the committee members, letting them know.

#### **Car Show Committee:**

Ed Smoot. Chairman  
Eugene Hallouer  
Mike Stites  
Kent Scott  
John Gragg  
Jon Clark  
Tim Cunningham

#### **Car Show Graphics Designer:**

Lynn Clark

#### **Events Committee:**

Steve Calder chairman  
John Prouty



Russ Peters  
Brian Findley  
Ray Harper

**Christmas Party Staff:**

Tim Cunningham  
Jeff Long

**Charitable Organization Committee:**

John & Debra Gragg  
John Freeman

**Facebook Administrators:**

Roger Verstraete  
Ed Smoot  
Dean Call

**Chevelle Mechanical Advisory Committee:**

John Freeman  
Jeff Long

**Chevelle Appraisal Committee:**


Brian Findley  
Roger Verstraete  
Jeff Long



**Events attended by MACC last month**

**April 20: Tour of KC Muscle Cars, Grain Valley, MO**

**Owner Scott Slocum graciously hosted this event at his business KC Muscle Cars. They sell sheet metal, trim parts, and more.**







**April 27: Caffeine and Chrome, Gateway Classic Cars, Olathe KS**

The MACC was the feature club for the monthly Caffeine and Chrome at Gateway Classic Cars. Twenty-five members brought their cars, netting the club \$200 (\$10 for each car, up to 20 cars)!





**May 24: Street Outlaws No Prep Drag Racing, Flying H Drag Strip, Odessa, MO**

Several members attended the drag races in Odessa; Steve, Ray, Cory, Keven and Byron each attended one or both days. Famous street outlaws there included Daddy Dave, Ryan Martin, Kye Kelley, Jeff Lutz, Birdman, Reaper and Murder Nova (Shawn). You could get up close to the cars in their pits. Friday was for testing and prelims. Saturday was head-to-head racing. This is a new drag strip and they reported it as being very nice.







**May 25: Manna Fellowship Church Car Show, Pleasant Hill, MO**

John Prouty took 2<sup>nd</sup> Place overall out of 130 cars at this local event with his gorgeous custom '66 Super Sport convertible.



**May 31 - June 1: Midwest Regional Chevelle Regionals, Wichita, KS**

One hundred and nine cars from nine different states attended this annual event, held this year in Wichita and hosted by the Wichita Area Chevelle Club. This time it was located on the campus of Wichita State University. Eight MACC members drove their cars (and El Caminos), and each came away with an award. Ray and Jay also attended but unfortunately were not able to bring their cars. All MACC member cars there were awarded a top 3 award in their year/class. John Prouty was awarded Best Interior and Steve Calder received a Best Paint Award. Overall, a great representation showing the quality of the cars in our club.


















### June 7: MACC First Friday, Home of Brian & Sandy Findley, Olathe KS

For the second year in a row the Findley's hosted a First Friday MACC Cruise-in. Approximately 30 members were in attendance. (Photos from last year.)



### June 8: Paola Heartland Car Show, KS

Nine MACC members participated in this annual fun small town car show held in historic downtown Paola. Several of the entrants met beforehand at We-B-Smokin' BBQ for a hearty breakfast. This is a great little joint located at the Osawatomie airport where you can eat your food and watch the planes take off and land. The question everyone wants to know is, was Roger able to finish an entire shortstack this year???





MACC June 24 Newsletter





**June 11: Cars and Cigars Car Show at Sunrise of Overland Park Retirement Home, KS**

The residents of Sunrise enjoyed seeing at least 11 cars from MACC. The facility provided food and cold beverages for all those in attendance on a beautiful Tuesday afternoon.





**June 16: 4<sup>th</sup> Annual Wine & Wheels Fathers' Day Car Show,  
Stone Pillar Winery, Olathe, KS**

At least two MACC members participated in this Father's Day car show. Shannon Pickworth and his son Brayden took home the gold with their '72 SS convertible being chosen as Best Paint, Dad's Favorite, and Best in Show in the classic category. Their '69 SS Nova was also chosen as 1<sup>st</sup> Place Muscle Car.



**June 20: Silvercrest at College View, Lenexa, KS**

Multiple members took their cars to this independent living center for the residents to enjoy on a sunny Thursday afternoon. The folks there really enjoyed looking at the cars and talking to the owners, and our members got to enjoy free food, drink, and live music.







**June 23: MACC Annual Picnic, Black Hoof Park, Lenexa, KS**

The annual club picnic was once again held at the pavilion in Black Hoof Park next to beautiful Lake Lenexa. Owners and their families took advantage of this opportunity to drive their cars and enjoy the friendship and camaraderie of others in the club. Over 35 people were present. There was also plenty of food and drink for everyone in attendance. A big thank you goes out to those who fixed the hamburgers and hot dogs in the heat!







## Calendar of Upcoming Events 2024

We will be adding some shows and cruises depending on weather for July and August. If anyone hears or knows of a good event let me know and we will get the info out.



July 5-7 - Goodguys Car Show Des Moines, IA  
July 13 - Merriam Cruise Night Merriam Market Place 6:30 to 8:30  
July 20 - 36<sup>th</sup> Annual Lions Club Show Simpson Park Chillicothe, MO

August 2 - First Friday Cruise-In, Host needed  
August 30 - Wellsville Car Show Wellsville, KS

September 6 - First Friday Cruise-In John and Phyllis Prouty  
September 14 - Turkey Creek Car Show Merriam, KS  
September 15 - Shawnee Town Wheels and Dreams Car Show  
September 21 - Ol' Marias River Run Ottawa, KS  
September 28 - MACC Chevelle Show Olathe Conference Center at Embassy  
Suites 10401 Ridgeview Road Olathe, KS

October 4 - First Friday Cruise-In, Host needed  
October 5 - Burg Fest Car Show Warrensburg, MO  
October 19 - Cars in the Park Shawnee, KS

November 22-23 - Muscle Car and Corvette Nationals Rosemont, IL

December 14 - MACC Christmas Party Thompsons Barn Lenexa, KS

\*Every Friday - Michael Day Cruise-In American Legion 410 E Dennis Olathe 5 to 9 p.m.  
\*Every Saturday - Noland Road Cruise Night Independence, MO 5 p.m. until the cows come home

Steve Calder Events Coordinator  
Russ Peters  
Brian Findley  
John Prouty  
Ray Harper

Steve Calder  
MACC Events Coordinator  
[sjc52@aol.com](mailto:sjc52@aol.com)  
816-547-1206 cell/text





## **President's Column**

Hi MACC,

Over the last 12 to 15 months I have been watching a lot of car detailing tips on YouTube just to learn about all the new technology and new products that are out there to protect your cars finish. What I found out is first you must learn how and what to use to wash your car to prep the finish so you can begin to wax or ceramic coat your car. There are so many different types of car finishes out there it's best to understand them so you can make the choice on what brand and type of car finish you want on your car.

First - washing your car. How hard can it be to wash your car? I have been doing this since I was 12 years old. My mom made me wash our family's car every Saturday so it would look nice when we went to church on Sunday morning. I just got a sponge and garden hose and washed the car and used a shammy to dry it off. It was no big deal but in the 1960's cars were painted differently than they are today. Back then cars were painted with lacquer paint and when you waxed your car your rag would turn the color of the cars paint when you were done. Today's cars are painted with what is called a 2-stage paint, base coat (the color) and clear coat. The clear coat is a transparent paint layer that is applied to the top of the base coat. Think of the clear coat as being a thick layer of plastic that protects the color of the car from UV rays, oxidation, and damage from harmful contaminants. So, the days of just grabbing a sponge and a garden hose are over when washing your car unless you don't mind scratching your clear coat. We all have taken our cars or trucks to the drive through car washes where these big round brushes go over your vehicles and they rise and dry it off. They do a pretty good job washing your car, but those big round brushes are scratching your clear coat. The other type of automatic car wash just goes around, sprays soap on your car, and rinses it off. I think everyone would agree they don't get your car as clean, but they have little chance of scratching your clear coat. But when you get home there is still dirt in the hard-to-reach areas of your car. The third option is to wash your car by hand and if you are not careful you can scratch your car finish doing this too.

Here is what most professionals recommend on how to wash your car at home. First, invest in a foam cannon that sprays a layer of soap over your car. Let it set for a few minutes and then spray it off. It does help if you have a small pressure washer for this process. This will remove most of the dirt and grime. Next step is to use the foam cannon again and cover the car with suds and then use a microfiber wash mitt and apply very little pressure when washing your car and then rinse off your car again. The days of using a shammy are over. Throw it away if you still have one and buy a microfiber drying towel to dry your car. When you get done you will have a very clean car without damaging the clear coat.

Now, a lot of you are probably saying I can't see any scratches on my car finish after I go through the car wash. Generally, you're right, but if you pull your car into your garage and use an Ultraviolet light you can see all the small scratches in your paint finish. When we go down to World of Wheels car show, the lights they have in Bartel Hall will show every little scratch in your paint finish. These scratches over time dull the finish of the car and you lose the luster of the paint color.



So, how do you get rid of the damage in your cars finish? You must use a polisher with rubbing compound to take a small layer of clear coat off to remove most of the scratches in your paint finish. If you are like me, you don't feel comfortable doing this. So, my advice is to take it to a professional car detailer and have them do it.

Now, taking care of your everyday drivers' car finish is completely different than taking care of your classic car paint job. I bet most of you don't even wash your Chevelle with soap and water. You just dust it off and use a quick detail spray and call it good. The issue in doing this is you are not removing all the dirt and you are putting a layer of wax over the leftover dirt particles and again putting small scratches in the paint finish. I did the same thing for many years. But now I find I'm hand washing my 2 Chevelle's on a regular basis. I find getting the dust and air pollution off them is a big benefit to keeping the car finish in better shape and the paint just pops when I'm finished. I just use a foam cannon, rinse them off, and then dry. It's a little more work but the results are worth it to me. Just try doing this and you will be surprised with the results, and you will also realize your car will not melt away when water hits the paint.

If you would like more information about car detailing, you can go to Youtube and in the search bar type in DIY Detailing. Yvan, who does the tutorials on car detailing is very good and he has many tricks of the trade about washing and waxing your cars. My favorite channel to watch is *Pan the Organizer*. Pan, and that's his real name, lives in Canada and does a lot of wax comparisons on which ones he likes best and will show you all the different steps in using waxes, Ceramic Coatings, and even the latest stuff that's now out-Grapheme Coatings.

Over the last year, I have been making my own comparisons on different types of car waxes, sealants, and Ceramic Coating on my personal cars and I have even used Graphene Coating on my 2021 GMC truck. I will give you my opinion on what I have found out in next month's column. Until then, have a good summer and hope to see you at some club functions that Steve and his staff have been working on.

Roger

## **Vice-President's Column**

Hi MACC,

This is the time of year when suddenly your car could start to overheat. If this is a problem you are starting to deal with, here are a few suggestions (in no particular order) based on my dealing with overheating.

- Start with inspecting all radiator hoses, looking for small cracks.
- Inspect all hoses running to your heater core, making they are not cracked.





- Inspect your radiator cap to make sure the seals are in good condition, next make sure the cap tightens up and is secure. Also check that you are using the correct PSI rating for your system. Maintaining pressure is key to keeping cool.
- Make sure you are using the correct thermostat for your application. This can vary depending on engine cubic inches and radiator size.
- Use a quality antifreeze, making sure it is 50/50 mixed
- Use a good fan system specifically designed for your application.
  - I prefer a heavy-duty fan clutch and a 7 bladed fan. (move as much air as possible.)
- Check to make sure you have water flow, this is a good way to make sure your thermostat is working.

I hope you are having fun with your cars this year.

Looking forward to seeing you at one of our club activities.

Brian Findley

## **New Members**

Michael and Stephanie Ashley

1052 N Sumac Street

Olathe, KS 66061

Cell: 913-271-6728

e-mail: mashley@maladb.com

Member #531

1970 ElCamino, White, Custom with SS Components. Owned since August 2023. Her name is "Pearl Cam"

Interests: Cruising, Car Shows, Tours, Parties.

Jason and Faith Buell

16857 W 170th CT

Olathe, KS 66062

Cell: 660-216-8228

email: jasonbuell@hotmail.com

Member # 532

1968 Chevelle Concours, Blue

Interests: Cruising, Car Shows, Tech Info, Tours, Parties

Found out about the club at Turkey Creek Car Show.

## **Member's Corner**

*Tell the story about how you came to love Chevelles or even share some experience with your projects.*



**Sponsors**



**MIDWESTERN**  
 MECHANICAL SPECIALTIES  
 AUTOMOTIVE MAINTENANCE  
 5654 Merriam Drive - Merriam, Kansas 66203  
 (913) 236-4135

*We are an Independent Automotive Service Center featuring quality ACDelco Parts.  
 We offer vehicle maintenance, service & repair.  
 Feel free to call or come by our location anytime.*

**Hagerty Insurance**  
 **HAGERTY.**  
 Don Burdolski, CIC, CRIS, MBA  
 Agent  
 10278 Garnett Street  
 Overland Park, Kansas 66214  
[dburdolski@kc.rr.com](mailto:dburdolski@kc.rr.com)  
 816-678-3593



Tim Cunningham  
913-927-0378


**Michael T. Ashley, PLA**  
 Landscape Architect / Owner  
 9044 Parkhill St  
 Lenexa, Kansas 66215

913.217.7508  
 mala\_llc  
 mashley@maladb.com  
 www.maladb.com

  
**MALA LLC**  
 913.271.6728  
**Michael Ashley Landscape Architecture**  
 Design  Build  Maintain  Enjoy







### **Mid-America Chevelle Club Apparel for Sale**

Mid America Chevelle Club Apparel, and prior Car Show Shirts, can be purchased at Club Meetings. Limited sizes and colors are available.

### **Mid-America Chevelle Club Parts for Sale**

If you have any car parts you would like to sell, email your list of parts to [khdemott@gmail.com](mailto:khdemott@gmail.com)

